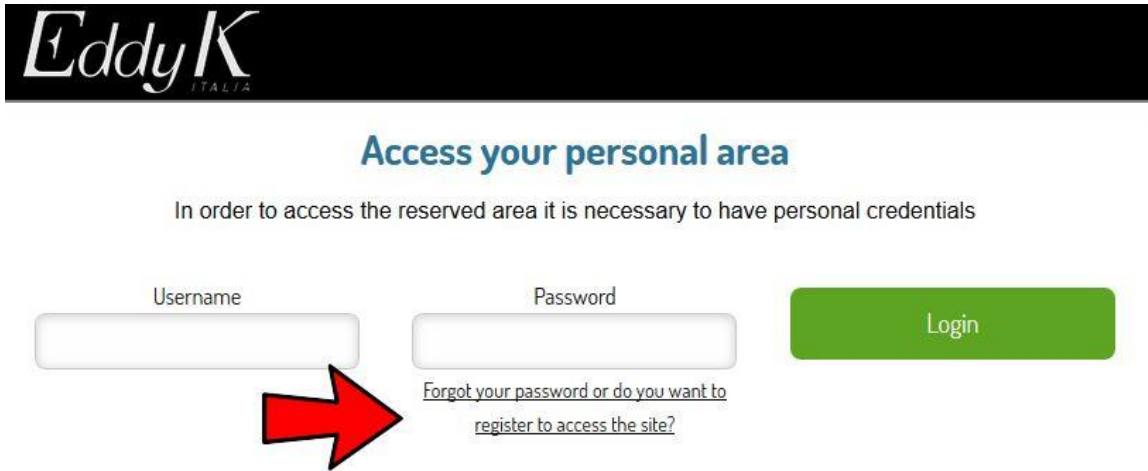


## INSTRUCTIONS FOR NEW CUSTOMER ACTIVATION ON B2B.EDDYK.COM

1. Click the link "Forgot your password or do you want to register to access the site?" under the Password box



**EddyK**  
ITALIA

### Access your personal area

In order to access the reserved area it is necessary to have personal credentials

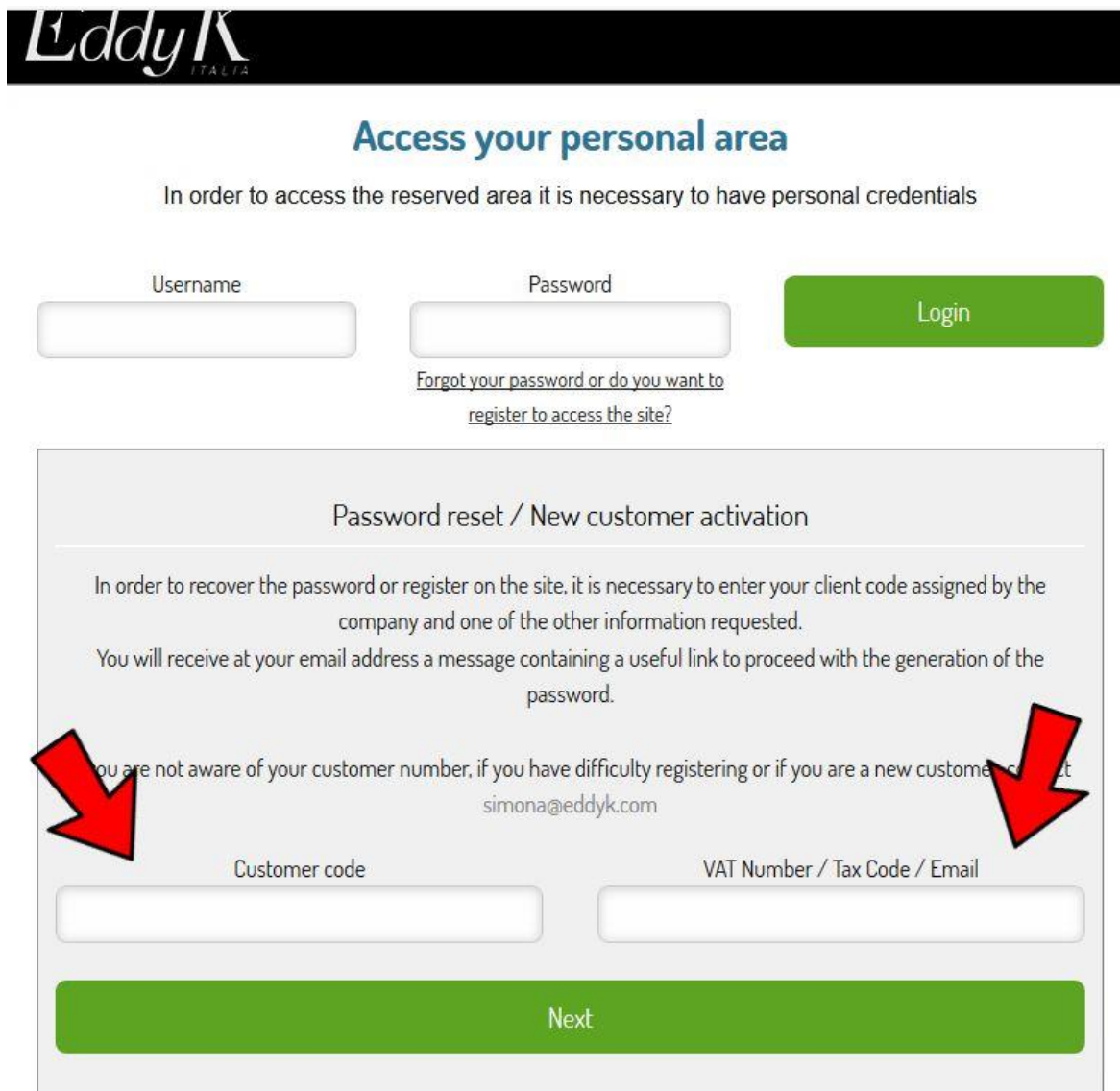
Username

Password

[Forgot your password or do you want to register to access the site?](#)

Login

2. A box with a gray background will open where you will have to identify your profile by entering the customer code and alternatively the VAT number, fiscal code or your email address



**EddyK**  
ITALIA

### Access your personal area

In order to access the reserved area it is necessary to have personal credentials

Username

Password

[Forgot your password or do you want to register to access the site?](#)

Login

#### Password reset / New customer activation

In order to recover the password or register on the site, it is necessary to enter your client code assigned by the company and one of the other information requested.

You will receive at your email address a message containing a useful link to proceed with the generation of the password.


If you are not aware of your customer number, if you have difficulty registering or if you are a new customer, contact us at [simona@eddyk.com](mailto:simona@eddyk.com)

Customer code

VAT Number / Tax Code / Email

Next

3. If the data entered are correct, a new page will open where you will have to complete or confirm the email address in our archives and enter the access password that you want to use



### Password reset / New customer registration

Your user has been identified, verifies the correctness of the data and you choose with which password you want to access the portal

Customer Name

Email address

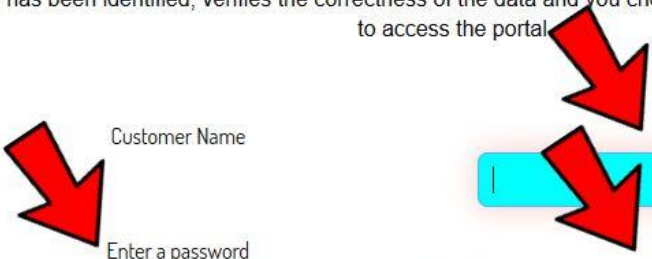
Enter a password

Retype password

password must be at least 8 characters long

Confirm

To conclude the password selection procedure it will be necessary to click the confirmation link that you will receive at the indicated email address



4. The system will send you an email with a link to click to confirm the procedure.



Now you will be able to access the system using the password you have chosen.